



BUREAU VAN DIJK

A Moody's Analytics Company

**Welcome to the
business of certainty**

《BankFocus - 全球银行与金融机构分析库》

- **BankFocus**是银行研究的专业解决方案，是全球银行数据研究的一种新方法，结合了来自Bureau van Dijk (BvD)和穆迪投资者服务公司的核心数据，以及穆迪分析公司的专业知识，创造的一个全面的银行数据库，您可以使用它来识别、分析和研究银行和其他金融机构。
- **BankFocus**为您提供了一系列检索和分析选项，提供了全球超过44000家银行的详细、标准化的报告和比率。对于这些银行，您可以访问用于同业分析的标准化数据，“报告”数据链接到源文件，以查看数据点是如何派生的。另外我们提供多重财务模版：全球标准格式-57行项目和38个关键比率；扩展全球详细格式-超过650个指标项目；国家格式模版-超过60种“已公开”的国家格式，扩展到超过3000行项目；IFRS/GAAP和伊斯兰银行模板等。
- **BankFocus**由一个资深的银行分析团队支持，它的模板经常更新，以反映最新的会计和监管信息披露，包括：巴塞尔协议III CET1，净稳定资金，总损失吸收能力，控股公司双重杠杆，衍生品净额结算和抵押品，自有资金和合格资本的最低要求，过渡版与“完全版”的监管资本比率要求，市场风险如压力VaR、利率风险、汇率风险等。
- 使用**BankFocus**的数据来使您的研究工作更具深度和广度，并通过对银行进行筛选或使用自定义报表构建器来提高工作效率。另外**Bankfocus**可以查询市场指标和信用评级，包括信用违约互换（CDS）信息、市场数据和穆迪投资者服务公司的银行评级、标准普尔、惠誉评级和晨星等。



《BankFocus - 全球银行与金融机构分析库》



Companies

Find a company - Enter a company name (and country)

Start again Save

检索条件

Create your search



Search



Results



Report



Tools



Alerts



Exports



MyFocus

Add a search step

Choose a search step from the list to add it to your search

Load a search

Retrieve a search that you have saved

Load a company set

Retrieve a company set that you have saved

- Favourites
- Company
- Identifiers
- Geographic
- Official
- Activities
- Financials
- ▶ Agency ratings
- Directors & managers
- Auditors, bankers & other advisors
- ▶ Corporate ownership

- ☆ World region, country or region in country >
- ☆ NUTS classification >
- ☆ City >
- ☆ Street address >
- ☆ US zip code radius >

Find a search criterion Help



《BankFocus - 全球银行与金融机构分析库》



Search by world region, country or region in country

Choices made: 223,790 companies

World region, country & subdivisions: China (CN), Hong Kong (HK), Taiwan (TW)

按照地域筛选

Cancel OK

World region, country & subdivisions

Search by name

- ▶ South Sudan (SS) >
- ▶ Spain (ES) >
- ▶ Sri Lanka (LK) >
- ▶ Sudan (SD) >
- ▶ Suriname (SR) >
- ▶ Swaziland (SZ) >
- ▶ Sweden (SE) >
- ▶ Switzerland (CH) >
- ▶ Syrian Arab Republic (SY) >
- ▶ Taiwan (TW) ✓
- ▶ Tajikistan (TJ) >

China (CN)

Hong Kong (HK)

Taiwan (TW)



《BankFocus - 全球银行与金融机构分析库》

Start again Save

Find a company - Enter a company name (and country)

Your search: 181,756 companies

Search step	Result for:	Step	Search
<input type="checkbox"/> 1. Status: Active companies, Unknown situation	>	1,947,118	1,947,118
<input checked="" type="checkbox"/> 2. World region/Country/Region in country: China, Hong Kong, Taiwan	>	223,790	181,756
Boolean search: <input type="text" value="1 and 2"/> Refresh ?			Total: 181,756

View results >

Add a search step

Choose a search step from the list to add it to your search

Load a search

Retrieve a search that you have saved

Favourites

Company

Identifiers

Geographic

Official

☆ World region, country or region in country >

☆ NUTS classification >

☆ City >

☆ Street address >

☆ US zip code radius >

Find a search criterion Help



《BankFocus - 全球银行与金融机构分析库》

Companies

Search

Results

Report

Tools

Alerts

Exports

MyFocus

选币种 → Currency

Save Excel

Standard view

▼ Your search: 181,756 companies

Search step	Result for:	Step	Search
✕ <input checked="" type="checkbox"/> 1. Status: Active companies, Unknown situation	>	1,947,118	1,947,118
✕ <input checked="" type="checkbox"/> 2. World region/Country/Region in country: China, Hong Kong, Taiwan	>	223,790	181,756
Boolean search: <input type="text" value="1 and 2"/> Refresh ?		Total:	181,756

< Add a search step

< 1 2 3 4 5 6 7 ... 7270 7271 > page 1

增加需要显示的指标参数 → Add/remove columns

Company name	Flags	Country ISO code	NACE Rev. 2, core code (4 digits)	Consolidation code	Last av year
✕ <input type="checkbox"/> 1. INDUSTRIAL & COMMERCIAL BANK of CHINA (THE)...		CN	6419	C2	2
✕ <input type="checkbox"/> 2. CHINA CONSTRUCTION BANK CORPORATION JOIN...		CN	6419	C1	2
✕ <input type="checkbox"/> 3. CHINA LIFE INSURANCE (GROUP) CO. LTD		CN	6500	C1	2
✕ <input type="checkbox"/> 4. AGRICULTURAL BANK of CHINA LIMITED		CN	6419	C1	2
✕ <input type="checkbox"/> 5. PEOPLE'S INSURANCE COMPANY (GROUP) of CHINA		CN	6500	C1	2
✕ <input type="checkbox"/> 6. BANK of CHINA LIMITED		CN	6419	C1	2
✕ <input type="checkbox"/> 7. CENTRAL HUIJIN INVESTMENT CO., LTD.		CN	6619	U1	2
✕ <input type="checkbox"/> 8. PING AN INSURANCE (GROUP) COMPANY of CHINA...		CN	6500	C2	2
✕ <input type="checkbox"/> 9. CITIC GROUP CORPORATION		CN	6419	C1	2



《BankFocus - 全球银行与金融机构分析库》

BankFocus

Contact us Help Log out

Back to results

Add/remove columns

选择需要显示的指标和设置好时间等参数

Help Show codes Find a column Remove all

Icons & search criteria	Add all	×	Flags
▶ Contact information	Closing date ⚙	×	⚙ Inactive companies, Branches, Publicly quoted compa...
▶ Industry & activities	Fiscal year ⚙	×	Country ISO code
Bank ranking	Quarter year ⚙	×	NACE Rev. 2, core code (4 digits)
▶ Identification numbers	Number of months ⚙	×	Consolidation code
▶ Legal & account information	Audit status ⚙	×	Last avail. year
▼ Financial data	Accounts status ⚙	×	Operating revenue (Turnover)
Accounts header	Accounting practice ⚙	×	⚙ th USD Last avail. yr
Key financials & employees	Source of financials ⚙	×	Number of employees
▶ Global standard format	Original unit ⚙	×	⚙ Last avail. yr
▶ Detailed format	Original currency ⚙		
▶ Cash flow statement	Exchange rate from original currency ⚙		
▶ Global ratios			
▶ National format			
▶ Ratings			



《BankFocus - 全球银行与金融机构分析库》

Companies

< 1 2 3 4 5 6 7 ... 7270 7271 > page 1 of 7271 Add/remove columns

	Company name	Flags	Country ISO code	NACE Rev. 2, core code (4 digits)	Consolidation code	Last av year
<input type="checkbox"/>	1. INDUSTRIAL & COMMERCIAL BANK of CHINA (THE)...					
<input type="checkbox"/>	2. CHINA CONSTRUCTION BANK CORPORATION JOIN...		CN	6419	C1	
<input type="checkbox"/>	3. CHINA LIFE INSURANCE (GROUP) CO. LTD		CN	6500	C1	
<input type="checkbox"/>	4. AGRICULTURAL BANK of CHINA LIMITED		CN	6419	C1	
<input type="checkbox"/>	5. PEOPLE'S INSURANCE COMPANY (GROUP) of CHINA		CN	6500	C1	
<input type="checkbox"/>	6. BANK of CHINA LIMITED		CN	6419	C1	
<input type="checkbox"/>	7. CENTRAL HUIJIN INVESTMENT CO., LTD.		CN	6619	U1	
<input type="checkbox"/>	8. PING AN INSURANCE (GROUP) COMPANY of CHINA...		CN	6500	C2	
<input type="checkbox"/>	9. CITIC GROUP CORPORATION		CN	6419	C1	
<input type="checkbox"/>	10. CHINA LIFE INSURANCE CO. LTD		CN	6500	C2	
<input type="checkbox"/>	11. HUAWEI INVESTMENT & HOLDING CO., LTD.		CN	6619	C2	
<input type="checkbox"/>	12. CITIC LIMITED		HK	6492	C1	
<input type="checkbox"/>	13. POWER CONSTRUCTION CORPORATION of CHINA		CN	6619	U1	
<input type="checkbox"/>	14. PICC PROPERTY AND CASUALTY CO. LTD		CN	6500	C2	
<input type="checkbox"/>	15. SINOCHEM CORPORATION		CN	6619	C2	
<input type="checkbox"/>	16. CHINA PACIFIC INSURANCE (GROUP) CO. LTD		CN	6500	C2	
<input type="checkbox"/>	17. CHINA NATIONAL CHEMICAL CORPORATION		CN	6619	C2	
<input type="checkbox"/>	18. PING AN LIFE INSURANCE COMPANY of CHINA LTD		CN	6500	C2	
<input type="checkbox"/>	19. ZHEJIANG COMPREHENSIVE ASSETS OPERATION C...		CN	6619	C2	

点单家银行可以查看该银行详细报告

Search

Results

Report

Tools









Alerts

Exports

MyFocus



《BankFocus - 全球银行与金融机构分析库》

 Companies
  Search
  Results
  Report
  Tools
  Alerts
  Exports
  MyFocus

INDUSTRIAL & COMMERCIAL BANK of CHINA (THE) - ICBC

BEIJING, China




Active

BvD ID n° CNFEB50040

Publicly quoted

The Global Ultimate Owner of this controlled subsidiary is CHINA-PEOPLE'S REP.

This company is state-owned: China


 0
 

< > Key information

<p>55 FUXINGMENNEI AVENUE 100140 BEIJING China</p> <p>www.icbc.com.cn</p>	<p>Specialisation: Commercial bank</p> <p>Date of incorporation: 01/01/1984</p> <p>Main stock exchange: Shanghai Stock Exchange</p> <p>World rank by assets: 1</p> <p>Country rank by assets: 1</p>	
--	---	--

Net interest revenue for 2017

\$ 80.2bn ▲ 18.1%

[More >](#)

Net income for 2017

\$ 44.1 bn ▲ 9.9%

[More >](#)

Market Cap on 28/06/2018

\$ 218bn ▼ -2.1%

[More >](#)

Ownership

32 shareholders

89 subsidiaries

15305 companies in the corporate group

[More >](#)

PEPs and sanctions

There are names that are the same, or similar to, a risk relevant name



[More >](#)

Long term ratings


Moody's deposit	A1
S&P Foreign currency	A
Fitch	A

[More >](#)

Complete book

- ▼ Company profile
- Key information
- Contact
- Industry & activities
- Identifiers
- Legal information
- Accounting information
- ▶ Financials
- Peer comparison
- ▶ Agency ratings
- National scores
- ▶ Stock
- Bonds and loans
- ▶ Directors, managers & advisors
- ▶ Corporate ownership
- ▶ News & deals

 Edit



《BankFocus - 全球银行与金融机构分析库》

INDUSTRIAL & COMMERCIAL BANK of CHINA (THE) - ICBC

Financial profile

Consolidated, WVB - IFRS ▼

	31/12/2017 th USD 12 months Unqualified IFRS WVB	31/12/2016 th USD 12 months Unqualified IFRS WVB	31/12/2015 th USD 12 months Unqualified IFRS WVB	31/12/2014 th USD 12 months Unqualified IFRS WVB	31/12/2013 th USD 12 months Unqualified IFRS WVB
Exchange rate: CNY/USD	0.15357	0.14389	0.15405	0.16343	0.16387
Total assets	4,006,241,520	3,473,087,883	3,421,363,161	3,368,189,831	3,100,051,021
Deposits & short term funding	3,421,860,278	2,971,363,205	2,937,464,547	2,885,059,077	2,674,466,676
Equity	328,806,429	285,067,642	277,365,619	251,234,522	209,501,664
Net Income	44,144,449	40,160,294	42,782,098	45,152,150	43,092,061
Number of employees	453,048	461,749	n.a.	462,282	441,902
Loan Loss Res. / Gross Loans (%)	2.39	2.22	2.35	2.34	2.43
Total Capital Ratio (%)	15.14	14.61	15.22	14.53	13.12
Equity / Total assets (%)	8.21	8.21	8.11	7.46	6.76
Cap. Funds / Liabilities (%)	10.24	9.91	9.87	9.19	8.42
Net Interest Margin (%)	2.51	2.46	2.91	3.12	3.06
Return on Avg Assets (ROAA) (%)	1.14	1.20	1.30	1.40	1.44
Return on Avg Equity (ROAE) (%)	13.95	14.76	16.64	19.62	21.85
Cost to Income Ratio (%)	27.44	29.97	32.91	34.33	35.14
Net Loans / Total assets (%)	53.26	52.89	52.47	52.25	51.18
Net Loans / Dep. & ST Funding (%)	62.35	61.83	61.11	61.00	59.32
Liquid Assets / Dep. & ST Funding (%)	13.82	13.58	13.94	10.73	10.29

More >

Complete book

Search

- Company profile
 - Key information
 - Contact
 - Industry & activities
 - Identifiers
 - Legal information
 - Accounting information
 - Financials
 - Peer comparison
 - Agency ratings
 - National scores
 - Stock
 - Bonds and loans
 - Directors, managers & advisors
 - Corporate ownership
 - News & deals
- Industry research

Edit




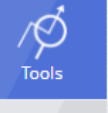




《BankFocus - 全球银行与金融机构分析库》

INDUSTRIAL & COMMERCIAL BANK of CHINA (THE) - ICBC



Standard financial works...



	31/12/2017 th CNY	31/12/2016 th CNY	31/12/2015 th CNY	31/12/2014 th CNY	31/12/2013 th CNY	31/12/2012 th CNY	31/12/2011 th CNY
	12 months Unqualified Original IFRS WVB	12 months Unqualified Original IFRS WVB	12 months Unqualified Restated IFRS WVB	12 months Unqualified Original IFRS WVB	12 months Unqualified Original IFRS WVB	12 months Unqualified Original IFRS WVB	12 months Unqualified Original IFRS WVB
Net Interest Revenue	522,078,000	471,846,000	507,867,000	493,522,000	443,335,000	417,828,000	362,764,000
Interest Income	861,594,000	791,480,000	871,779,000	849,879,000	767,111,000	721,439,000	589,580,000
Interest Expense	339,516,000	319,634,000	363,912,000	356,357,000	323,776,000	303,611,000	226,816,000
Other Operating Income	156,526,000	172,439,000	163,196,000	143,493,000	137,663,000	114,544,000	110,281,000
└ Net gains (losses) on trading and derivatives	5,753,000	6,457,000	4,227,000	1,745,000	154,000	510,000	444,000
└ Net gains (losses) on assets at FV through income statement	-476,000	-104,000	-5,953,000	-10,024,000	-2,413,000	-5,114,000	-271,000
└ Net fees and commissions	139,625,000	144,973,000	143,391,000	132,497,000	122,326,000	106,064,000	101,550,000
└ Remaining operating income	11,624,000	21,113,000	21,531,000	19,275,000	17,596,000	13,084,000	8,558,000
Overheads	186,194,000	193,112,000	220,835,000	218,674,000	204,140,000	189,940,000	169,613,000
Loan Loss Provisions	124,096,000	86,138,000	86,022,000	56,275,000	38,156,000	32,669,000	31,870,000
Other	-3,673,000	-1,756,000	-971,000	-454,000	-165,000	-1,076,000	749,000
Profit before Tax	364,641,000	363,279,000	363,235,000	361,612,000	338,537,000	308,687,000	272,311,000



《BankFocus - 全球银行与金融机构分析库》

Companies

INDUSTRIAL & COMMERCIAL BANK OF CHINA (THE) - ICBC

BEIJING, China

Active
BvD ID n° CNFEB50040

Publicly quoted
The Global Ultimate Owner of this controlled subsidiary is CHINA-PEOPLE'S REP.
This company is state-owned: China

Search > >>

Actions Explore Excel PDF

Complete book

Search

- Table of contents
- Company profile
- Key information
- Contact
- Industry & activities
- Identifiers
- Legal information
- Accounting information
- Financials
- Peer comparison
- Agency ratings
- Company Ratings**
- Country ratings
- Graph - company ratings over ti...
- National scores

Company Ratings

Ratings at 03/07/2018

A1 on 30/05/2018 = MOODY'S Long Term Deposit	A on 09/12/2010 ↗ STANDARD & POORS Issuer Credit Rating - Foreign Long Term	A on 16/05/2018 = FitchRatings Long-Term Issuer Default Rating
A on 15/12/2017 = CI CAPITAL intelligence Long-Term Foreign Currency Rating		

Moody's

Rating Date Action / Watch

Tools Alerts Exports MyFocus

Edit



《BankFocus - 全球银行与金融机构分析库》

 Companies
  Search
  Results
  Report
  Tools
  Alerts
  Exports
  MyFocus

INDUSTRIAL & COMMERCIAL BANK of CHINA (THE) - ICBC

Company profiles

Filter: All providers ▼

Source	Document	Date	PDF
Moody's Research	Industrial & Commercial Bank of China Ltd: Update after rating action [Credit Opinion]	12/06/2018	 1223 KB
Moody's Research	Industrial & Commercial Bank of China Ltd.: Semiannual update [Credit Opinion]	29/11/2017	 1219 KB
Moody's Research	Industrial & Commercial Bank of China Ltd: Update after Rating Action [Credit Opinion]	31/05/2017	 1219 KB
Moody's Research	Industrial & Commercial Bank of China Ltd: Semi-annual Update [Credit Opinion]	28/02/2017	 1305 KB
Moody's Research	Industrial & Commercial Bank of China Ltd: Frequently Asked Questions About ICBC's Capital [Issuer In-Depth]	02/11/2016	 1834 KB
Moody's Research	Industrial & Commercial Bank of China Ltd: Semi-annual Update [Credit Opinion]	09/09/2016	 1305 KB
Moody's Research	Industrial and Commercial Bank of China Limited [Credit Opinion]	11/03/2016	 62 KB
Moody's Research	Moody's Ratings of China's Big Five Banks - Frequently Asked Questions [Credit Focus]	02/05/2014	 1020 KB
Moody's Research	China Credit Trust Settlement Does Not Address Shadow Banking Risks (Simplified Chinese translation) [Issuer Comment]	10/02/2014	 997 KB
Moody's Research	China Credit Trust Settlement Does Not Address Shadow Banking Risks [Issuer Comment]	30/01/2014	 807 KB
Moody's Research	Industrial & Commercial Bank of China Ltd [Company Profile]	20/12/2013	 965 KB







Complete book

- Legal information
- Accounting information
- ▶ Financials
- Peer comparison
- ▼ Agency ratings
 - Company Ratings
 - Country ratings
 - Graph - company ratings over ti...
- National scores
- ▶ Stock
 - Bonds and loans
- ▶ Directors, managers & advisors
- ▶ Corporate ownership
- ▶ News & deals
- Industry research
 - ▶ Original documents
 - ▶ Notes & custom data

 Edit



《BankFocus - 全球银行与金融机构分析库》

Tools

Companies

Search

Results

Report


Tools

Alerts

Exports

MyFocus

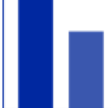
Pivot analysis



Break down a group of companies by one or two variables, selected from industry, location, a financial variable etc.

[Go to >](#)

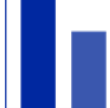
Peer analysis



Compare a group of companies against each other, or against summary statistics for the group.

[Go to >](#)


Compare groups



Do a statistical comparison of multiple groups of companies.

[Go to >](#)


Ownership explorer



Explore the corporate structure of a company.

[Go to >](#)


Office add-in



Include Bureau van Dijk's company data directly in your Office applications.

[Go to >](#)


Geographic heat map



Illustrate the geographic distribution of a group of companies according to a specific variable.

[Go to >](#)

Contact tool



Filter and analyse contact information



《BankFocus - 全球银行与金融机构分析库》

Companies

My settings

- My account**
Manage your login settings
You are logged in as xuesong.lu
- Financial accounts**
Manage your financial account settings such as sets of accounts, year cutoff and display mode for interim data
- Corporate structure**
Define how the Ultimate or Beneficial Owners are determined
- Search options**
Define basic search options
- Display options**
Define regional settings and how data is represented in Results and Report
- Information options**
Determine information options for financials, contacts and news
- Exports**
Define general settings for exporting your Results and Reports, such as the default name or format
- Alerts**
Manage your alert settings such as your address book

Search
Results
Report
Tools
Alerts
Exports
MyFocus



《BankFocus - 全球银行与金融机构分析库》

BankFocus learning zone

Get the most out of BankFocus

HELP文档

How can we help you?



See what's new

Using BankFocus

- Get started >
- Tips for creating searches >
- About your results >
- Get more out of the report >
- Export information >
- Stay up to date with alerts >
- Define your BankFocus settings >
- Use your own data >

Tools

- Overview >
- Peer analysis >
- Pivot analysis >
- Ownership explorer >
- Geographic heat map >
- Contact tool >
- Batch search >

Understand the data

- Company data >
- Financial data >
- Ownership data >
- Ratings and scores >
- Stock data >
- Bond and loans >
- Directors, managers and advisors >
- Original documents >





BUREAU VAN DIJK

A Moody's Analytics Company

Help.china@bvdinfo.com | bvdinfo.com